
UNITED STATES
SECURITIES AND EXCHANGE COMMISSION
Washington, D.C. 20549

FORM 8-K

CURRENT REPORT
Pursuant to Section 13 or 15(d) of the
Securities Exchange Act of 1934

June 16, 2011
Date of Report (Date of earliest event reported)

ENERGY TRANSFER EQUITY, L.P.

(Exact name of Registrant as specified in its charter)

Delaware
(State or other jurisdiction
of incorporation)

1-32740
(Commission
File Number)

30-0108820
(IRS Employer
Identification Number)

3738 Oak Lawn Avenue
Dallas, TX 75219
(Address of principal executive offices)

(214) 981-0700
(Registrant's telephone number, including area code)

Check the appropriate box below if the Form 8-K filing is intended to simultaneously satisfy the filing obligation of the registrant under any of the following provisions:

- Written communications pursuant to Rule 425 under the Securities Act (17 CFR 230.425)
 - Soliciting material pursuant to Rule 14a-12 under the Exchange Act (17 CFR 240.14a-12)
 - Pre-commencement communications pursuant to Rule 14d-2(b) under the Exchange Act (17 CFR 240.14d-2(b))
 - Pre-commencement communications pursuant to Rule 13e-4(c) under the Exchange Act (17 CFR 240.13e-4(c))
-
-

Item 7.01 Regulation FD Disclosure.

Energy Transfer Equity, L.P. (the "Partnership") and Southern Union Company ("SUG") issued a joint press release announcing that the two companies have entered into a definitive merger agreement pursuant to which the Partnership will acquire SUG for \$7.9 billion, including approximately \$3.7 billion of existing SUG debt. Under the terms of the merger agreement, SUG stockholders will exchange their common shares for newly issued Series B Units of the Partnership with a value of \$33.00 per share, or approximately \$4.2 billion. The Partnership and SUG also made a joint investor presentation concerning the merger.

Copies of the joint press release and the investor presentation are furnished herewith as Exhibit 99.1 and Exhibit 99.2, respectively, and are incorporated herein by reference. Interested parties can also review the investor presentation by visiting our web site at: <http://www.energytransfer.com> under "Presentations."

In accordance with General Instruction B.2 of Form 8-K, the information set forth in this Item 7.01 and in the attached Exhibits 99.1 and 99.2 shall not be deemed to be "filed" for purposes of Section 18 of the Securities Exchange Act of 1934, as amended.

Item 8.01 Other Events.

To the extent required, the information included in Item 7.01 of this Form 8-K is hereby incorporated by reference into this Item 8.01.

Item 9.01 Financial Statements and Exhibits.

(d) Exhibits.

<u>Exhibit Number</u>	<u>Description</u>
Exhibit 99.1	Energy Transfer Equity, L.P. Press Release dated June 16, 2011.
Exhibit 99.2	Investor Presentation dated June 16, 2011.

SIGNATURES

Pursuant to the requirements of the Securities Exchange Act of 1934, the Registrant has duly caused this report to be signed on its behalf by the undersigned hereunto duly authorized.

Energy Transfer Equity, L.P.

By: LE GP, LLC,
its general partner

Date: June 16, 2011

/s/ John W. McReynolds

John W. McReynolds
President and Chief Financial Officer

Exhibit Index

<u>Exhibit Number</u>	<u>Description</u>
Exhibit 99.1	Energy Transfer Equity, L.P. Press Release, dated June 16, 2011.
Exhibit 99.2	Investor Presentation dated June 16, 2011.



ENERGY TRANSFER EQUITY TO ACQUIRE SOUTHERN UNION COMPANY

- **Creating Largest Consolidated Natural Gas Pipeline Company in U.S.**
- **Forming \$40 Billion Group of Natural Gas Midstream Companies**

DALLAS and HOUSTON — June 16, 2011 — Energy Transfer Equity, L.P. (NYSE:ETE) and **Southern Union Company** (NYSE:SUG) today announced that the two companies have entered into a definitive merger agreement whereby ETE will acquire Southern Union for \$7.9 billion, including approximately \$3.7 billion of existing SUG debt, creating the premier group of integrated midstream companies in the United States natural gas industry.

Under terms of the agreement, which has been unanimously approved by the Boards of Directors of both companies, stockholders of SUG will exchange their common shares for newly issued Series B Units of ETE with a value of \$33.00 per share, or approximately \$4.2 billion. The implied value of the Series B Units represents an approximate 17% premium to the closing price of SUG common stock on June 15, 2011. The Series B Units, which will be registered and are expected to be listed for trading on the NYSE, will be entitled to an annualized distribution yield of not less than 8.25%, payable quarterly, based on the implied value of \$33.00 per Series B Unit.

ETE's acquisition of Houston-based SUG, one of the nation's leading diversified natural gas companies, will provide ETE with direct ownership of attractive assets that are complementary to the assets owned and operated by ETE's two master limited partnership (MLP) subsidiaries, Energy Transfer Partners, L.P. (NYSE:ETP) and Regency Energy Partners LP (NASDAQ:RGNC). The combined footprint of ETE (together with ETP and RGNC) and SUG will include more than 44,000 miles of natural gas pipelines and approximately 30.7 billion cubic feet per day of natural gas transportation capacity, making ETE among the largest natural gas infrastructure players in the U.S. ETE's acquisition of SUG will result in a more diversified partnership better able to serve its existing customers and compete for new ones. This transaction is expected to be immediately accretive to ETE's distributable cash flow and creates significant additional organic growth opportunities in strategic geographic locations across the U.S. as well as potential affiliate joint ventures. This transaction also provides for the possibility of multiple asset dropdown opportunities to ETP and RGNC that should further enhance value for all parties within the Energy Transfer group of companies.

"The acquisition of Southern Union will give ETE a larger, more competitive interstate and midstream platform and will add significant demand-driven pipeline assets to the Energy Transfer portfolio," said Kelcy Warren, ETE's Chairman of the Board of Directors. "Furthermore, the acquisition of Southern Union will significantly enhance and diversify ETE's cash flow profile, making this transaction accretive to ETE's unitholders while preserving our commitment to maintaining investment grade credit metrics at ETP and SUG and achieving investment grade status at Regency."

George L. Lindemann, Chairman and CEO of SUG, said, "We are thrilled with the opportunities the transaction with Energy Transfer creates. Under our management, we have grown Southern Union from a value of approximately \$125 million to approximately \$8 billion. The combination with ETE is the right next step for the company's growth and delivers significant value for our shareholders. I've known Kelcy for many years and admire his management style and the ETE

portfolio he has built. We have a shared vision for our companies. Our businesses and networks are highly complementary and together will provide a broader range of services and product offerings to existing and future customers.”

Eric D. Herschmann, Vice Chairman, President and COO of SUG, added, “Southern Union stockholders will receive an attractive premium, an enhanced income stream, and the benefits of owning a company with a larger asset base. We are excited about merging these two highly successful operations and are confident in the potential of the combined entity.”

Financial Terms

ETE has the option to redeem the Series B Units at any time after the closing of the transaction. If such redemption occurs during the first year after the closing of the transaction, each Series B unitholder will have the option to receive either \$33.00 in cash per Series B Unit or an equally valued number of ETP common units. If such redemption occurs after the first year after closing of this transaction, each Series B unitholder will have the option to receive either \$33.00 in cash or an equally valued number of ETP common units, or ETE common units at a fixed exchange ratio of 0.770x. After the first anniversary of closing, the Series B Units will be convertible at any time into ETE common units at a fixed exchange ratio of 0.770x at the option of each Series B unitholder.

Immediate Operational and Commercial Synergies

ETE has identified approximately \$100 million in commercial and operational synergies and has identified an additional \$25 million in one-time savings. Furthermore, ETE has a proven track record of delivering on synergy estimates and executing successful integrations — the most recent being LDH Energy in May 2011 and RGNC in May 2010.

Combined Corporate Structure

Per the terms of the merger agreement, at closing, SUG will become a wholly-owned subsidiary of ETE. ETE currently owns the general partner and 100 percent of the incentive distribution rights (IDRs) of ETP and approximately 50.2 million ETP limited partner units. ETE also owns the general partner and 100 percent of the IDRs of RGNC and approximately 26.3 million RGNC limited partner units.

The transaction is expected to close in the first quarter of 2012, subject to SUG stockholder approval and regulatory approvals. No ETE unitholder approval is required for the closing of this transaction.

Advisors

Credit Suisse Securities (USA) LLC acted as exclusive financial advisor to ETE, with both Latham & Watkins LLP and Bingham McCutchen LLP having acted as legal counsel. Evercore Partners acted as exclusive financial advisor to SUG, with both Locke Lord Bissell & Liddell LLP and Roberts & Holland LLP having acted as legal counsel.

Conference Call

ETE and SUG will host a conference call today at 8:00 a.m. central time (9:00 a.m. eastern) to discuss the transaction details. The dial-in number for the call is 1-866-202-1971 in the United States, or 1-617-213-8842 outside the United States. The participant pass code is 46934704. Additionally, the conference call will be broadcast live via an Internet web cast at www.energytransfer.com and www.sug.com. The call will be available for replay on these web sites or by dialing 1-888-286-8010 in the United States, or 1-617-801-6888 outside the United States. The participant pass code for the replay is 15436657. The replay will be available for a limited time.

Energy Transfer Equity, L.P. (NYSE:ETE) is a publicly traded partnership, which owns the general partner and 100 percent of the IDRs of ETP and approximately 50.2 million ETP limited partner units; and owns the general partner and 100 percent of the IDRs of RGNC and approximately 26.3 million RGNC limited partner units. For more information, visit the Energy Transfer Equity, L.P. web site at www.energytransfer.com.

Energy Transfer Partners, L.P. (NYSE:ETP) is a publicly traded partnership owning and operating a diversified portfolio of energy assets. ETP has pipeline operations in Arizona, Arkansas, Colorado, Louisiana, New Mexico, Utah and West Virginia and owns the largest intrastate pipeline system in Texas. ETP currently has natural gas operations that include more than 17,500 miles of gathering and transportation pipelines, treating and processing assets, and three storage facilities located in Texas. ETP also holds a 70 percent interest in Lone Star NGL LLC ("Lone Star"), a joint venture that owns and operates NGL storage, fractionation and transportation assets in Texas, Louisiana and Mississippi. ETP is also one of the three largest retail marketers of propane in the United States, serving more than one million customers across the country. For more information, visit the Energy Transfer Partners, L.P. web site at www.energytransfer.com.

Regency Energy Partners LP (NASDAQ:RGNC) is a growth-oriented, midstream energy partnership engaged in the gathering, contract compression, processing, marketing and transporting of natural gas and natural gas liquids. RGNC also owns the remaining 30 percent interest in Lone Star. RGNC's general partner is owned by ETE. For more information, visit the Regency Energy Partners LP web site at www.regencyenergy.com.

Southern Union Company (NYSE:SUG) headquartered in Houston, is one of the nation's leading diversified natural gas companies, engaged primarily in the transportation, storage, gathering, processing and distribution of natural gas. The company owns and operates one of the nation's largest natural gas pipeline systems with more than 20,000 miles of gathering and transportation pipelines and one of North America's largest liquefied natural gas import terminals, along with serving more than half a million natural gas end-user customers in Missouri and Massachusetts. For further information, visit www.sug.com.

Forward-Looking Statements

This press release may include certain statements concerning expectations for the future, including statements regarding the anticipated benefits and other aspects of the proposed transactions described above, that are forward-looking statements as defined by federal law. Such forward-looking statements are subject to a variety of known and unknown risks, uncertainties, and other factors that are difficult to predict and many of which are beyond the control of the

management teams of ETE, ETP, RGNC or SUG. Among those is the risk that conditions to closing the transaction are not met or that the anticipated benefits from the proposed transactions cannot be fully realized. An extensive list of factors that can affect future results are discussed in the reports filed with the Securities and Exchange Commission by ETE, ETP, RGNC and SUG. Neither ETE, ETP, RGNC nor SUG undertakes any obligation to update or revise any forward-looking statement to reflect new information or events.

Additional Information

In connection with the transaction, ETE and SUG will file a joint proxy statement / prospectus and other documents with the SEC. **Investors and security holders are urged to carefully read the definitive joint proxy statement / prospectus when it becomes available because it will contain important information regarding ETE, SUG and the transaction.**

A definitive joint proxy statement / prospectus will be sent to stockholders of SUG seeking their approval of the transaction. Investors and security holders may obtain a free copy of the definitive joint proxy statement / prospectus (when available) and other documents filed by ETE and SUG with the SEC at the SEC's website, www.sec.gov. The definitive joint proxy statement / prospectus (when available) and such other documents relating to ETE may also be obtained free of charge by directing a request to Energy Transfer Equity, L.P., Attn: Investor Relations, 3738 Oak Lawn Avenue, Dallas, Texas 75219, or from ETE's website, www.energytransfer.com. The definitive joint proxy statement / prospectus (when available) and such other documents relating to SUG may also be obtained free of charge by directing a request to Southern Union Company, Attn: Investor Relations, 5444 Westheimer Road, Houston, Texas 77056, or from SUG's website, www.sug.com.

ETE, SUG and their respective directors and executive officers may, under the rules of the SEC, be deemed to be "participants" in the solicitation of proxies in connection with the proposed transaction. Information concerning the interests of the persons who may be "participants" in the solicitation will be set forth in the joint proxy statement / prospectus when it becomes available.

The information contained in this press release is available on the ETE web site at www.energytransfer.com.

Energy Transfer

Investor Relations: Brent Ratliff, (214) 981-0700 (office)

Media Relations: Vicki Granado, Granado Communications Group
(214) 599-8785 (office); (214) 498-9272 (cell)

Southern Union Company

John P. Barnett, Director of External Affairs
713-989-7556

Richard N. Marshall

Senior Vice President and CFO
713-989-2000



Energy Transfer Equity, L.P.
Acquisition of Southern Union Company
Investor Presentation

Southern Union Company 

 ENERGY TRANSFER

Legal Disclaimer



This presentation may contain statements about future events, outlook and expectations of Energy Transfer Partners, L.P. (ETP), Energy Transfer Equity, L.P. (ETE), Regency Energy Partners LP (RGNC), and Southern Union Company (SUG) (collectively, the "Companies"), all of which are forward-looking statements. Any statement in this presentation that is not a historical fact may be deemed to be a forward-looking statement. These forward-looking statements rely on a number of assumptions concerning future events that are believed to be reasonable, but are subject to a number of risks, uncertainties and other factors, many of which are outside the Companies' control, and which could cause the actual results, performance or achievements of the Companies to be materially different. Among those is the risk that conditions to closing the transaction are not met or that the anticipated benefits from the proposed transaction cannot be realized. While the Companies believe that the assumptions concerning future events are reasonable, we caution that there are inherent difficulties in predicting certain important factors that could impact the future performance or results of our businesses. These risks and uncertainties are discussed in more detail in the filings made by the Companies with the Securities and Exchange Commission, copies of which are available to the public. The Companies expressly disclaim any intention or obligation to revise or publicly update any forward-looking statements, whether as a result of new information, future events, or otherwise.

All references in this presentation to capacity of a pipeline, processing plant or storage facility relate to maximum capacity under normal operating conditions and, with respect to pipeline transportation capacity, are subject to multiple factors (including natural gas injections and withdrawals at various delivery points along the pipeline and the utilization of compression) which may reduce the throughput capacity from specified capacity levels.

Additional Information

In connection with the transaction, ETE and SUG will file a joint proxy statement / prospectus and other documents with the SEC. Investors and security holders are urged to carefully read the definitive joint proxy statement / prospectus when it becomes available because it will contain important information regarding ETE, SUG and the transaction.

A definitive joint proxy statement / prospectus will be sent to stockholders of SUG seeking their approval of the transaction. Investors and security holders may obtain a free copy of the definitive joint proxy statement / prospectus (when available) and other documents filed by ETE and SUG with the SEC at the SEC's website, www.sec.gov. The definitive joint proxy statement / prospectus (when available) and such other documents relating to ETE may also be obtained free of charge by directing a request to Energy Transfer Equity, L.P., Attn: Investor Relations, 3738 Oak Lawn Avenue, Dallas, Texas 75219, or from ETE's website, www.energytransfer.com. The definitive joint proxy statement / prospectus (when available) and such other documents relating to SUG may also be obtained free of charge by directing a request to Southern Union Company, Attn: Investor Relations, 5444 Westheimer Road, Houston, Texas 77056, or from SUG's website, www.sug.com.

ETE, SUG and their respective directors and executive officers may, under the rules of the SEC, be deemed to be "participants" in the solicitation of proxies in connection with the proposed transaction. Information concerning the interests of the persons who may be "participants" in the solicitation will be set forth in the joint proxy statement / prospectus when it becomes available.

A Compelling Strategic Transaction



- Creates a \$40 billion⁽¹⁾ group of integrated midstream companies in the U.S. natural gas industry
 - The largest consolidated natural gas pipeline company in the U.S.
- Meaningful accretion to ETE unitholders both immediately and over the long-term
 - Fixed exchange ratio of 0.770x provides compelling upside to SUG shareholders on a tax deferred basis
- Significant, tangible commercial / operating synergies: conservatively estimated at ~\$100 million per annum
- Diversifies ETE's cash flow profile while maintaining SUG, ETP and RGNC credit profiles
- Transaction structure designed to accommodate SUG shareholder preferences
 - ETE or ETP unit conversion (on terms outlined)
 - Potential asset “drop-downs” or asset sales generate cash to undertake optional redemptions

(1) Based on ETP, RGNC and ETE closing prices as of June 15, 2011; units outstanding and debt balances as of 3/31/2011, pro forma for LDHE acquisition and issuance of ETE Series B Units in connection with the transaction.

Combined Asset Footprint

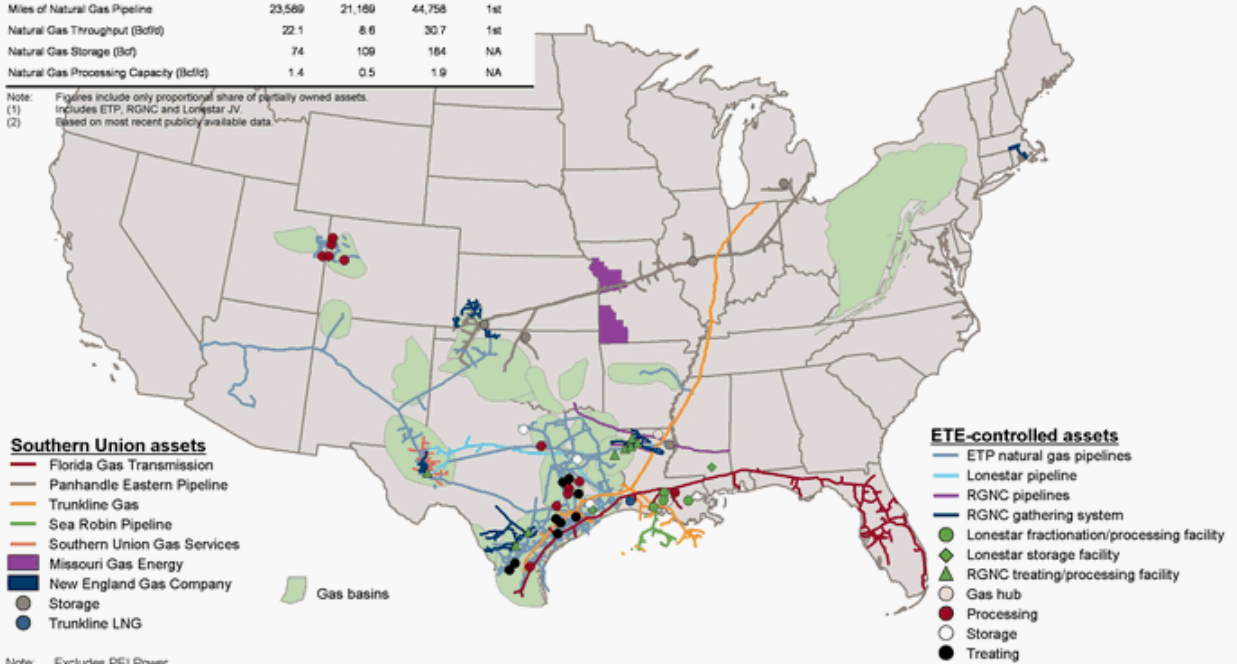


	Energy Transfer ⁽¹⁾	SUG	Combined	Rank ⁽²⁾
Miles of Natural Gas Pipeline	23,589	21,169	44,758	1st
Natural Gas Throughput (Bofyd)	22.1	8.6	30.7	1st
Natural Gas Storage (Bcf)	74	109	184	NA
Natural Gas Processing Capacity (Bcf/d)	1.4	0.5	1.9	NA

Note: Figures include only proportional share of partially owned assets.

(1) Includes ETP, RGNC and Lonestar JV.

(2) Based on most recent publicly available data.



Southern Union assets

- Florida Gas Transmission
- Panhandle Eastern Pipeline
- Trunkline Gas
- Sea Robin Pipeline
- Southern Union Gas Services
- Missouri Gas Energy
- New England Gas Company
- Storage
- Trunkline LNG

Gas basins

ETE-controlled assets

- ETP natural gas pipelines
- Lonestar pipeline
- RGNC pipelines
- RGNC gathering system
- Lonestar fractionation/processing facility
- ◆ Lonestar storage facility
- ▲ RGNC treating/processing facility
- Gas hub
- Processing
- Storage
- Treating

Note: Excludes PEI Power.



Transaction Overview



- ETE will purchase all of SUG's outstanding common stock in exchange for newly issued ETE Series B Units (the "Series B Units")
 - Implied value of Series B Units represents a 17% premium to the SUG closing price on June 15, 2011 and 18% premium to the average closing price on a year-to-date basis
 - Series B Units will be redeemable by ETE for cash at the implied value of \$33.00 per former SUG share
 - Upon a redemption event, Series B unitholders have the right to convert into ETP common units at an implied value of \$33.00 per former SUG share
 - Series B unitholders have the right, at their election, to convert into ETE common units, at any time, after first anniversary of closing at a fixed exchange ratio of 0.770x
 - Series B Units will be entitled to an annualized distribution of not less than 8.25%, payable quarterly, (based on implied value of \$33.00 per former SUG share)
 - Series B Units will be registered and are expected to be listed for trading on NYSE
- \$7.9 billion total purchase price
 - \$4.2 billion in equity (Series B Units)
 - \$3.7 billion of existing debt at SUG and subsidiaries
- Transaction is expected to close in Q1 2012, subject to SUG shareholder and regulatory approval

Creates an Integrated Natural Gas Midstream Group of Companies

Strategic Rationale for ETE



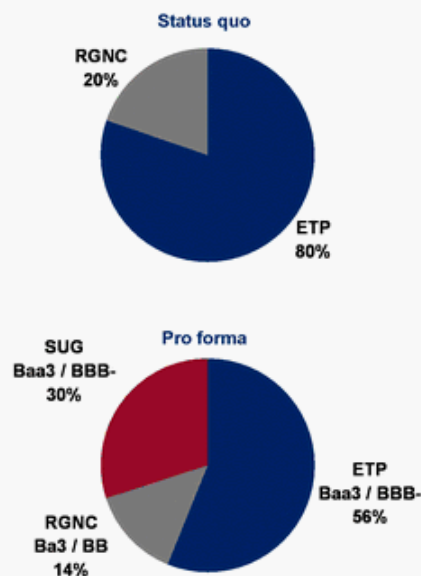
- Immediate and long-term accretion to ETE's distributable cash flow
- Strong commercial and operational fit with existing controlled natural gas and natural gas liquids operations
- Attractive, complementary assets aligned with ETE's growth strategy
 - Provides larger, more competitive interstate and midstream platform with significantly enhanced and expanded geographic diversity
 - Adds significant demand-side market-centric pipelines to Energy Transfer's asset portfolio
 - Additional organic growth opportunities in strategic geographical locations across the United States
- Significantly increases fee-based revenues from long-term contracts with strong credit quality customers
- Ability to realize immediate meaningful operational and commercial synergies
- Diversifies ETE's cash flow profile, resulting in a significant portion of pro forma cash flow sourced from large scale, regulated and investment grade operations
- Potential for asset "drop-downs" or asset sales over time should further enhance value

Enhanced ETE Cash Flow Profile



- The acquisition will enhance and further diversify ETE's asset base and cash flow profile while reducing ETE's overall risk profile
 - Diversity will be both operational and geographic
- The quality of ETE's future cash flows will improve due to the nature of SUG's assets
 - Approximately 77% of SUG's EBITDA is from interstate pipelines and storage facilities that primarily operate under long-term fee-based contracts
 - Average remaining life on FGT Phase VIII and Trunkline LNG contracts is approximately 25 and 20 years, respectively
 - ETE's consolidated adjusted EBITDA from investment grade entities increases from 80% to 86% in 2011
- ETE's existing subsidiaries, ETP and RGNC, generate the majority of their cash flows under fee-based contract structures

ETE 2011E consolidated adjusted EBITDA by entity



Strategic Rationale for SUG



- Immediate financial impact for SUG shareholders
 - 17% premium to the closing price on June 15, 2011 and 18% premium to the average closing price on a year-to-date basis
 - Increase in annualized dividend yield from 2% to 8.25%
 - Potential for conversion into ETE / ETP units provides opportunity for significant upside for SUG shareholders based on SUG shareholders' individual investment objectives
 - ETP: Attractive yield and growth from an investment grade company with significant market liquidity
 - ETE: Lower yield with higher potential growth (a more "supercharged" investment alternative)
 - Initial tax deferral to SUG shareholders
- Enhanced long-term position as this transaction marries SUG's attractive end-user position in major energy-consuming markets with Energy Transfer's unique asset footprint proximate to major natural gas producing basins

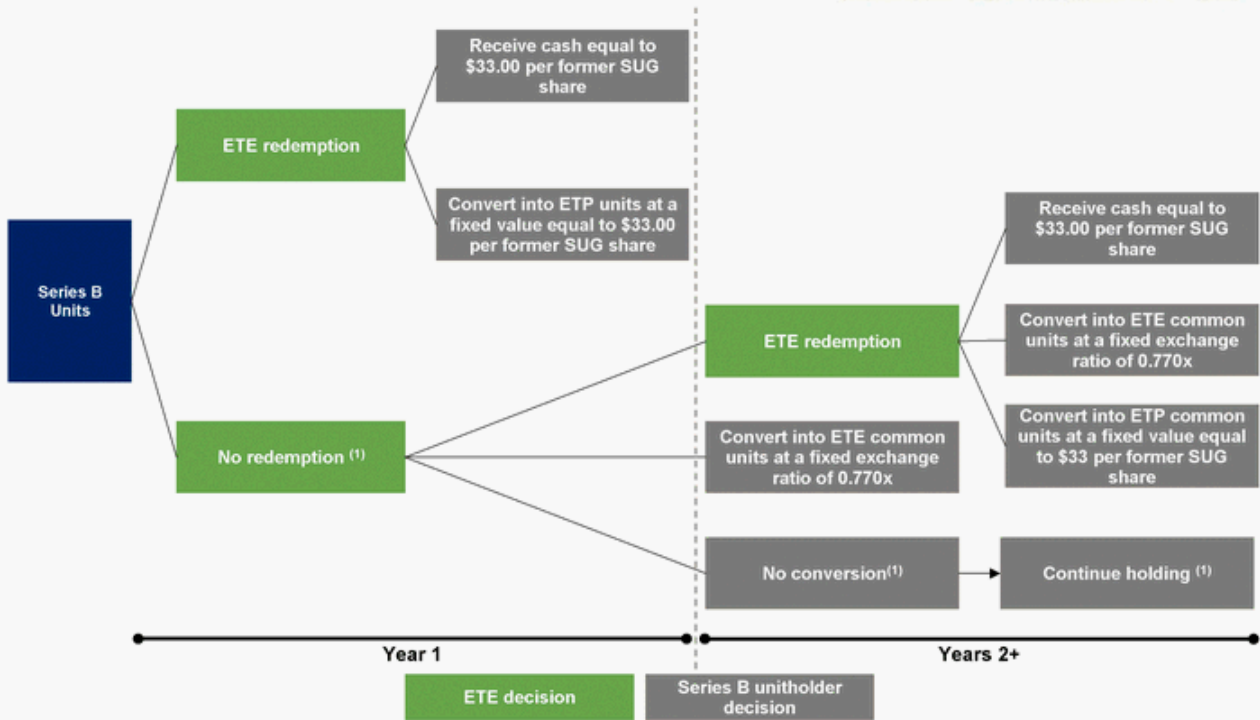
Equity in faster growing, more diversified, better positioned company

Overview of Series B Units



- Convertible by the holder into ETE common units, at any time, after the first anniversary of closing
 - Immediate and long-term cash flow accretion to ETE means that the right to convert on a fixed exchange ratio basis should be highly attractive to Series B unitholders
- Mechanism allows for full or partial conversion / redemption events
- Series B Units can be redeemed, at any time, by ETE for cash at the implied value of \$33.00 per former SUG share
 - If ETE exercises its cash redemption right, holders of Series B Units will have the right to convert into ETP common units (at a fixed value of \$33.00 per Series B Unit)
 - After the first year following closing, holders of Series B Units will also have the right to convert into ETE common units (on a fixed exchange ratio basis of 0.770x)
- For the first three years following closing, the Series B Units will pay an annualized distribution of 8.25% and thereafter, an annualized rate equal to the greater of (i) 8.25% and (ii) the then current 3-month LIBOR rate plus 750 basis points
 - Higher distribution yield than underlying ETE common units
 - A significant increase relative to SUG's current annualized dividend yield of 2%
- Expected to be listed and traded on the New York Stock Exchange

Series B Unit Decision Tree

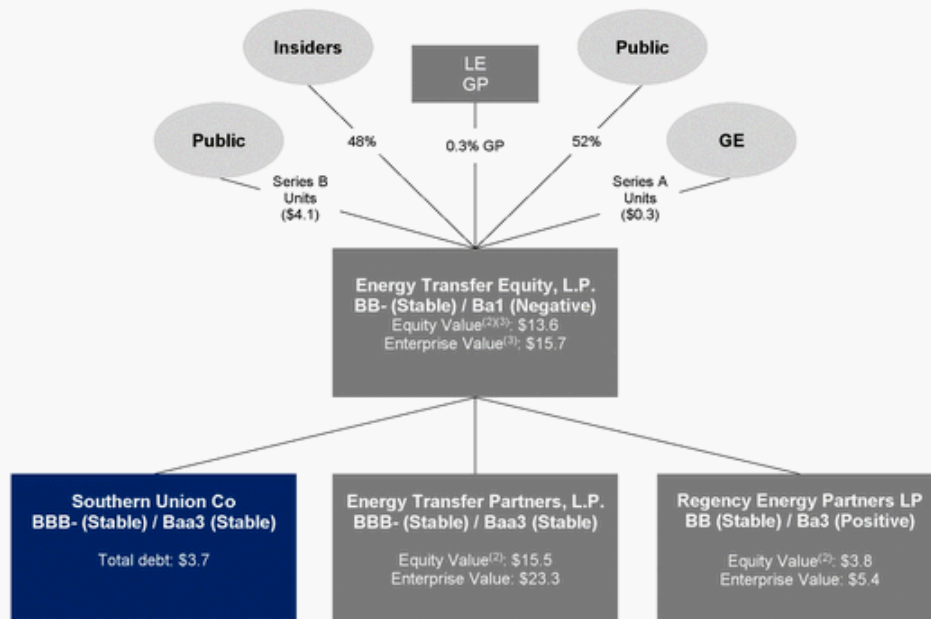


(1) Years 1 to 3: Annualized rate equal to 8.25%.
Thereafter: Annualized rate equal to the greater of (i) 8.25% and (ii) the then current 3-month LIBOR rate plus 750 basis points.

Creates a ~\$40 Billion⁽¹⁾ Group of Integrated Natural Gas Midstream Companies



(\$ in billions)



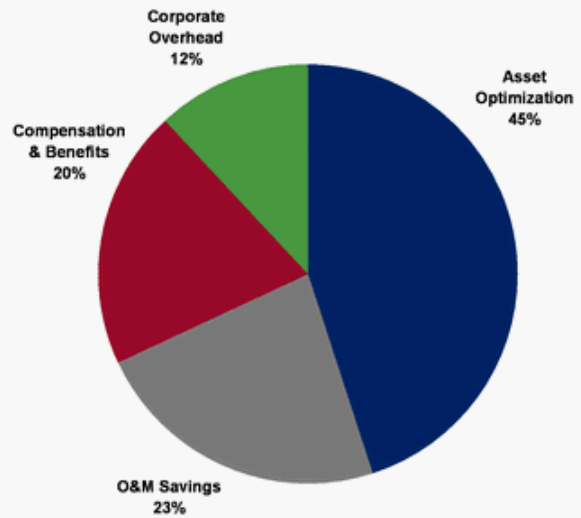
Note: Credit ratings reflect senior unsecured ratings for SUG and ETP and corporate credit ratings (S&P) or corporate family ratings (Moody's) for ETE and RGNC.
 (1) Based on ETP, RGNC and ETE closing prices as of June 15, 2011; units outstanding and debt balances as of 3/31/2011, pro forma for LDHE acquisition and issuance of Series B Units in connection with the transaction.
 (2) Implied value of GP interest based on 3/31/2011 annualized GP distributions for ETP and RGNC divided by the current LP yield for illustrative purposes.
 (3) Includes Series B Units.

Preliminary Synergy Analysis



- We have conservatively identified approximately \$100 million per annum in potential commercial / operational synergies, including:
 - Estimated \$25 million through corporate overhead rationalizations:
 - Corporate overhead expenses
 - Reduction in public company expenses, where duplicative (SEC, attorney, public filing, and other expenses)
 - Real estate consolidation
 - Other cost saving initiatives
 - Estimated \$75 million through operations consolidation and asset optimization:
 - Increased fuel efficiencies related to compression optimization
 - Rich / lean gas transportation and processing optimization
 - Uplifts resulting from combined asset operating efficiencies
- In addition, we have identified more than \$25 million in potential one-time savings related to capital expenditure avoidances and utilization of existing rights-of-way

Potential Annual Synergies by Source



Proven Track Record of Successful Integrations



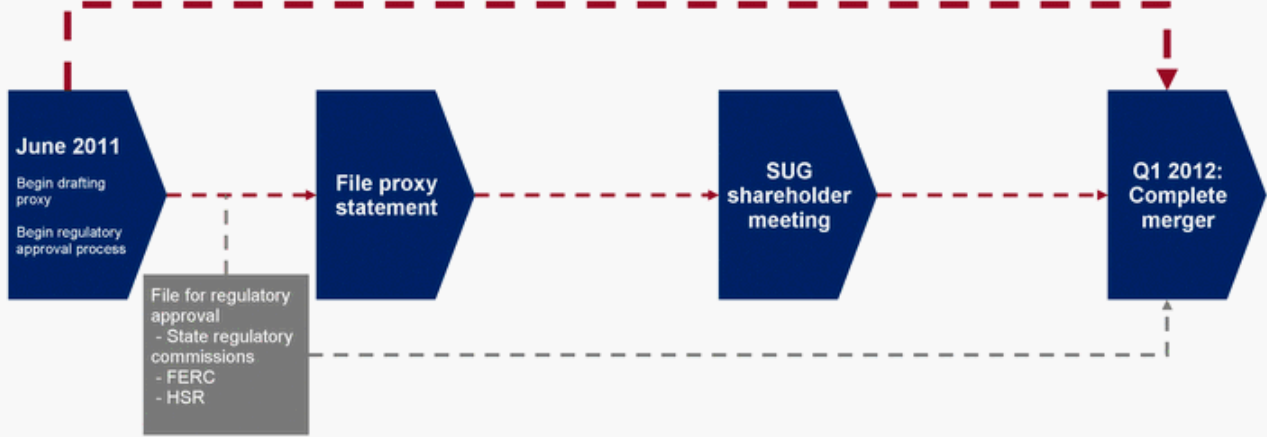
- Energy Transfer management team has a proven track record of successfully integrating acquisitions
 - LDH Energy (2011), Regency (2010), Canyon (2007), Transwestern (2006), HPL (2005), ET Fuel (2004)
- Significant knowledge of regulated interstate businesses and midstream businesses will facilitate a smooth integration
 - Transwestern Pipeline, Fayetteville Express Pipeline, Tiger Pipeline, Midcontinent Express Pipeline, LDH Energy, Regency
- Dedicated team will work to integrate corporate operations:
 - Risk management
 - Accounting
 - Technology
 - Legal
- Finance team focused on maintaining and enhancing SUG's liquidity

Illustrative Transaction Timeline



- Integration plan will be put in place immediately resulting in one functional organization at closing

~9 months from announcement to closing due to regulatory approvals



Energy Transfer Investment Considerations



Family of Premier Energy Operations

Large, diversified assets well positioned to serve multiple market outlets

- Upon closing, consolidated Energy Transfer family will have an enterprise value of ~\$40 billion⁽¹⁾
- Pro forma for the transaction, will own and operate ~45,000 miles of intrastate and interstate natural gas pipelines in addition to complementary midstream assets
 - Interstate and midstream operations provide enhanced ability to service customer needs from gathering, processing, fractionation, storage and transportation
- Connects prolific natural gas producing areas with multiple end markets

Well Managed Growth Profile

Backlog of attractive organic growth projects

- Low-risk, high-return projects supported by long-term contracts
- Demonstrated ability to construct and place pipeline into service on-time / on-budget
- Have announced over \$1.5 billion in future growth projects in key producing regions
- Seek growth projects that connect to existing infrastructure thereby enhancing hydraulic efficiencies

Strong Financial Profile

Stable cash flows coupled with a strong balance sheet

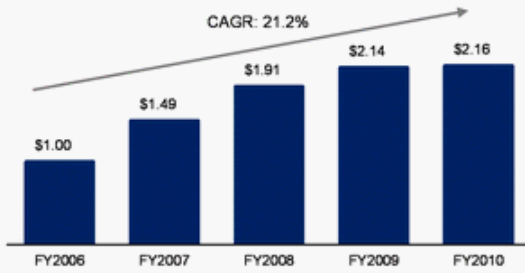
- Significant fee-based operating income and long-lived assets
- Hedge positions provide for further cash flow stability in commodity price sensitive areas
- Track record of maintaining a strong liquidity position with management committed to investment-grade credit metrics
- High-quality customer base with strong credit profile
- Proven ability to raise equity capital (almost \$4.0 billion over the last three years)

(1) Based on ETP, RGNC and ETE closing prices as of June 15, 2011; units outstanding and debt balances as of 3/31/2011, pro forma for LDI-E acquisition and issuance of Series B Units in connection with the transaction.

ETE / ETP Relative Performance



ETE Distribution Growth



Relative ETE Unit Performance – Total Return



ETP Distribution Growth



Relative ETP Unit Performance – Total Return



Source: FactSet Research Systems

Since January 2009, ETE and ETP unitholders have experienced total returns of 212% and 68%, respectively



Appendix

Summary Series B Unit Terms



Distributions:	Cash distribution paid quarterly.
Distribution Rate:	Years 1 to 3: annualized rate equal to 8.25%. Thereafter: annualized rate equal to the greater of (i) 8.25% and (ii) the then current 3-month LIBOR rate plus 750 basis points.
ETE Conversion Rights:	Convertible into ETE common units at the option of the holder at any time after year 1.
ETE Conversion Ratio:	Fixed conversion ratio of 0.770x ETE common units for each Series B Unit converted (as adjusted by any Series B distribution accrual)
Stated Value:	Equivalent to \$33.00 per SUG share as increased by any distribution accruals
Redemption Option:	Series B Units are redeemable by ETE for cash at any time at the Stated Value. Holders may avoid the cash redemption by converting some or all Series B Units into ETP common units at a fixed conversion value equal to the Stated Value. After year 1, the Series B Units are redeemable by ETE for cash at the Stated Value. Holders may avoid the cash redemption by converting the Series B Units into ETE or ETP common units on the terms described above.
Distribution Accrual:	Distributions on the Series B Units not paid in a quarter will accrue and be added to the Stated Value. In that event, there will be no distribution for that quarter on ETE common units. In addition, until all accrued and unpaid distributions on the Series B Units have been paid, no increase in distributions on the ETE common units will be allowed.

Side-by-Side Overview



(\$ in millions, except per unit / share data)

	ETE	SUG	ETP	RGNC
Share / unit price (6/15/11)	\$42.47	\$28.26	\$46.93	\$24.81
Equity value	\$9,470	\$3,585	\$9,784	\$3,618
Implied GP value ⁽¹⁾	—	—	5,675	133
Adjusted equity value	\$9,470	\$3,585	\$15,459	\$3,751
Debt	1,800	3,718	7,531	1,600
Preferred stock	333	—	—	71
Minority interest	—	—	592	32
Cash	(58)	(4)	(305)	(25)
Enterprise value	\$11,544	\$7,299	\$23,277	\$5,429
Adjusted EBITDA ⁽²⁾				
2010	\$619	\$795	\$1,541	\$327
LTM 3/31/11A	\$631	\$796	\$1,498	\$357
Current distribution / dividend yield	5.3%	2.1%	7.6%	7.2%
Total debt /				
2010 Adj. EBITDA	2.9x	4.7x	4.9x	4.9x
LTM 3/31/11 Adj. EBITDA	2.9x	4.7x	5.0x	4.5x
Credit ratings (Moody's / S&P / Fitch)	Ba1 / BB- / BB-	Baa3 / BBB- / BBB-	Baa3 / BBB- / BBB-	Ba3 / BB / NR

- (1) Implied value of GP interest based on 3/31/2011 annualized GP distributions for ETP and RGNC divided by the current LP yield for illustrative purposes.
 (2) Adjusted EBITDA is a non-GAAP measure and excludes the impact of certain non-cash items and includes partnership interests in joint ventures. Excludes ~\$12.8 million in professional fees associated with the Regency transactions. See slide 21 for Adjusted EBITDA reconciliations.
 (3) SUG segment EBITDA equal to segment EBIT plus depreciation per 2010 10-K.
 (4) EBITDA is a non-GAAP measure and excludes depreciation. See slide 21 for EBITDA reconciliation.
 (5) ETP segment EBITDA equal to segment gross margin less operating expenses and SG&A per 2010 10-K.
 (6) RGNC segment EBITDA equal to segment margin less operation and maintenance plus income from unconsolidated subsidiaries per 2010 10-K.

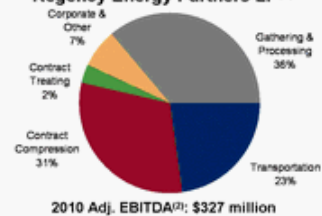
Southern Union Company⁽³⁾



Energy Transfer Partners, L.P.⁽⁵⁾



Regency Energy Partners LP⁽⁶⁾



SUG Primary Operating Segments



Southern Union owns and operates assets in the regulated and unregulated natural gas industry and is primarily engaged in the gathering, treating, processing, transportation, storage and distribution of natural gas

- Transportation and Storage segment is primarily engaged in the interstate transportation and storage of natural gas in the Midwest and from the Gulf Coast to Florida, and also provides LNG terminalling and regasification services
- Gathering and Processing segment is primarily engaged in connecting wells of natural gas producers to its gathering system, treating natural gas to remove impurities to meet pipeline quality specifications, processing natural gas for the removal of NGL, and redelivering natural gas and NGL to a variety of markets
- Distribution segment is primarily engaged in the local distribution of natural gas in Missouri and Massachusetts

Transportation and Storage	Gathering and Processing	Distribution
<ul style="list-style-type: none"> ■ ~12,950 mi of interstate gas pipelines with 7.1 Bcf/d capacity and 100 Bcf of storage⁽¹⁾ ■ Panhandle <ul style="list-style-type: none"> - PEPL (6,200 mi, 4-line system) - Trunkline (3,600 mi, 2-line system) - Sea Robin (400 mi offshore gathering system) ■ Citrus (50% interest) <ul style="list-style-type: none"> - Primary operating asset is Florida Gas Transmission (~5,500 mi, 3.2 Bcf/d) - Phase VIII expansion placed in service on April 1, 2011 ■ Trunkline LNG <ul style="list-style-type: none"> - One of the largest LNG import terminals in U.S. located in Lake Charles, LA - 2.1 Bcf/d capacity, 9 Bcf storage and 1 Bcf/d processing capacity - Fully contracted to BG for 20 years ■ Storage assets <ul style="list-style-type: none"> - ~100 Bcf of storage capacity in IL, KS, LA, MI, and OK 	<ul style="list-style-type: none"> ■ ~5,500 mi of gas and liquid pipelines covering 16 counties in Texas and New Mexico ■ 5 cryogenic processing plants with combined capacity of 475 MMcf/d ■ 5 natural gas treating plants with combined capacity of 585 MMcf/d; expecting an additional 50 MMcf/d in 2012 ■ 2010 contract mix: 19% fee based, 68% percent of proceeds and 13% margin sharing contracts ■ North System <ul style="list-style-type: none"> - Large diameter / low pressure pipelines - Processed volumes of 200 MMcf/d - 285 MMcf/d cryogenic processing capacity - 22,000 bbls/d NGL capacity - 40 tons/d sulfur plant capacity ■ South System <ul style="list-style-type: none"> - High pressure integrated - Processed volume of 170 MMcf/d - 190 MMcf/d cryogenic processing capacity - 11,000 bbls/d NGL capacity - 250 MMcf/d sour gas treating capacity 	<ul style="list-style-type: none"> ■ Local distribution of natural gas in Missouri and Massachusetts ■ 9,182 mi of mains, 5,928 miles of service lines and 45 miles of transmission lines ■ Missouri Gas Energy <ul style="list-style-type: none"> - Covers western Missouri - ~500,000 customers - ~13,000 mi of main and service lines - Received a \$16.2 million base rate increase premised on a 10% ROE effective 2/10/10 ■ New England Gas Company <ul style="list-style-type: none"> - Covers southeastern Massachusetts - ~50,000 customers - ~2,000 mi of main and service lines - Filed a rate case on 9/16/10 for a \$6.2 million base revenue increase representing 9.5% increase in annual revenues - \$5.1 million annual increase in base rate effective April 1, 2011

Source: Company filings.
 (1) Figures include only proportional share of partially owned assets.

ETP / RGNC Segments Overview



Energy Transfer Partners, L.P.

- More than 17,500 mi of natural gas gathering and transportation pipelines, 3 natural gas storage facilities with 74 Bcf of working capacity and a retail propane business serving 1.2 million customers
- **Intrastate Transportation and Storage**
 - Oasis Pipeline (600 mi, 1.2 Bcf/d capacity west-to-east, 750 MMcf/d capacity east-to-west)
 - East Texas Pipeline (370 mi)
 - Energy Transfer Fuel System (2,600 mi, total capacity of 5.2 Bcf/d)
 - Bethel storage facility (6.4 Bcf working capacity), Bryson storage facility (6.0 Bcf working capacity), Godley plant
 - HPL System (4,100 mi, total capacity of 5.5 Bcf/d)
 - Bammel storage facility (62 Bcf working capacity)
- **Interstate Transportation**
 - Transwestern Pipeline
 - 2,700 mi; 1,225 MMcf/d mainline capacity and 1,610 MMcf/d San Juan Lateral capacity
 - Tiger Pipeline
 - 175 mi, 42-inch pipeline; 2.4 Bcf/d of capacity sold under 10-15 year agreements
 - Expansion anticipated in service 2H 2011
 - FEP Pipeline Joint Venture
 - 50/50 joint venture with KMP
 - 185 mi, 42-inch pipeline; initial capacity of 2.0 Bcf/d with 1.85 Bcf/d sold under 10-12 year agreements
- **Midstream**
 - ~7,000 mi of natural gas gathering pipelines
 - 3 natural gas processing plants
 - 17 natural gas treating facilities
 - 10 natural gas conditioning plants
- **Retail Propane**
 - Serving more than 1 million customers from over 440 customer service locations in 41 states

Source: Company filings.

Regency Energy Partners LP

- **Gathering and Processing**
 - North Louisiana (442 mi, 4 plants)
 - Mid-Continent (3,470 mi, 1 plant)
 - South Texas (541 mi, 2 plants)
 - West Texas (806 mi, 1 plant)
- **Transportation**
 - 49.99% of RIGS (450 mi)
 - 49.9% of MEP (500 mi, 1.8 Bcf/d capacity in Zone 1 and 1.2 Bcf/d capacity in Zone 2)
- **Contract Compression**
 - Fleet of compressors used to provide turn-key natural gas compression services for customer specific systems
- **Contract Treating**
 - Fleet of equipment used to provide treating services, such as carbon dioxide and hydrogen sulfide removal, natural gas cooling, dehydration and BTU management, to natural gas producers and midstream pipeline companies

Lone Star NGL LLC Joint Venture

- Joint venture owned 70% by ETP and 30% by RGNC; ETP operates on behalf of the joint venture
 - Stand-alone entity with equal board representation
- **NGL Storage**
 - Mont Belvieu storage facility (43 million Bbls working capacity)
 - Hattiesburg storage facility (3.9 million Bbls of working capacity)
- **NGL Pipeline Transportation**
 - West Texas NGL Pipeline (1,066 mi, 144,000 Bbls/d working capacity)
- **NGL Fractionation & Processing**
 - 2 cryogenic processing plants
 - 25,000 Bbls/d fractionator
 - Sea Robin gas processing plant

Non-GAAP Reconciliations



Energy Transfer Equity, L.P.

(\$ in thousands)

	FY 2010	Three months ended		LTM 3/31/11
		3/31/2011	3/31/2010	
ETP GP distributions	\$395,503	\$108,078	\$99,797	\$403,784
ETP LP distributions	190,531	44,890	55,860	179,561
RGNC GP distributions	8,856	2,383	—	8,039
RGNC LP distributions	35,066	11,688	—	48,755
SG&A ⁽¹⁾	(9,029)	(1,842)	(2,336)	(8,530)
Adjusted EBITDA	\$618,727	\$185,198	\$153,321	\$630,604

(1) Excludes \$12.5 million of professional fees in 2010 associated with the frequency transactions.

Energy Transfer Partners, L.P.

(\$ in thousands)

	FY 2010	Three months ended		LTM 3/31/11
		3/31/2011	3/31/2010	
Net income	\$617,222	\$247,202	\$240,111	\$624,313
Interest expense, net of interest capitalized	412,553	127,240	104,952	414,831
Income tax expense	15,538	10,597	5,924	20,209
Depreciation and amortization	343,011	95,964	83,279	355,699
Non-cash unit-based compensation expense	27,180	10,189	7,196	30,173
Losses on disposals of assets	5,043	1,728	1,864	4,805
Gains on non-hedged interest rate derivatives	(4,618)	(1,779)	—	(8,390)
Allowance for equity funds used during construction	(28,942)	—	(1,300)	(27,633)
Unrealized (gain) losses on commodity risk management activities	78,300	(7,092)	59,289	11,919
Impairment of investment in affiliate	52,620	—	—	52,620
Proportionate share of joint ventures' interest, depreciation and allowance for equity funds used during construction	22,499	7,470	13,448	16,523
Other, net	482	(218)	(1,033)	1,297
Adjusted EBITDA	\$1,540,668	\$471,299	\$513,726	\$1,488,461

Regency Energy Partners LP

(\$ in thousands)

	FY 2010	Three months ended		LTM 3/31/11
		3/31/2011	3/31/2010	
Net income (loss)	(\$10,918)	\$14,305	(\$450)	\$3,837
Interest expense, net	82,971	20,007	20,564	82,414
Depreciation and amortization	122,726	40,236	27,475	130,488
Income tax benefit	556	(32)	321	603
Non-cash loss (gain) from derivatives	42,813	(4,290)	7,191	31,132
Non-cash unit based compensation	13,727	921	1,597	13,091
Loss on asset sales, net	591	28	264	335
Income from unconsolidated subsidiaries	(69,360)	(23,608)	(7,913)	(85,280)
Partnership's ownership interest in Haynesville Joint Venture's adjusted EBITDA	67,014	18,189	10,675	75,528
Partnership's ownership interest in MEP Joint Venture's adjusted EBITDA	55,882	25,270	—	80,952
Loss on debt refinancing, net	17,528	—	1,780	15,748
Other expense, net	3,432	(89)	90	3,253
Adjusted EBITDA	\$328,956	\$91,737	\$61,814	\$367,079

Southern Union Company

(\$ in thousands)

	FY 2010	Three months ended		LTM 3/31/11
		3/31/2011	3/31/2010	
Net earnings available for common stockholders	\$216,213	\$80,862	\$54,289	\$222,568
Preferred stock dividends	5,040	—	2,171	2,869
Loss on extinguishment of preferred stock	3,295	—	—	—
Loss from discontinued operations	18,100	—	—	18,100
Federal and state income tax expense	107,009	18,642	30,809	94,862
Interest expense	216,885	55,371	50,878	221,360
Depreciation and amortization	228,637	58,327	55,194	232,770
EBITDA	\$794,979	\$194,202	\$193,339	\$792,547